

ARADAS

ANTI-FOG GLASS



MAINTENANCE GUIDELINES
2020, Version N° 1

ARADAS reserves the right to improve and complement this document.
Documents can be found: <https://www.aradas.lt/customer-service/>

Direct buyer confirms that is aware of ARADAS GLASS Annexes N° 2, 3 and 5, ARADAS ANTI-FOG GLASS and undertakes liability regarding transfer of information provided here in to the third party.





Congratulations on choosing ANTI-FOG GLASS. Please follow these installation and maintenance instructions carefully for best results.

ANTI-FOG is a glass designed to significantly reduce the number of external condensation days impacting upon an insulating glazing unit. It maintains clear and neutral aesthetics in both transmission and reflection, and maximises the entry of natural light into the building.

However, as with all coated glass a certain level of care must be taken when handling and maintaining.

HERE YOU WILL FIND :

- MAINTENANCE GUIDELINES FOR END USERS

ANTI-FOG GLASS

2020
Version No 1

MAINTENANCE GUIDELINES FOR END USERS

Routine maintenance

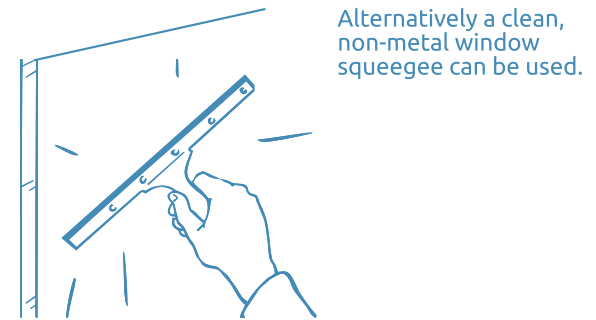
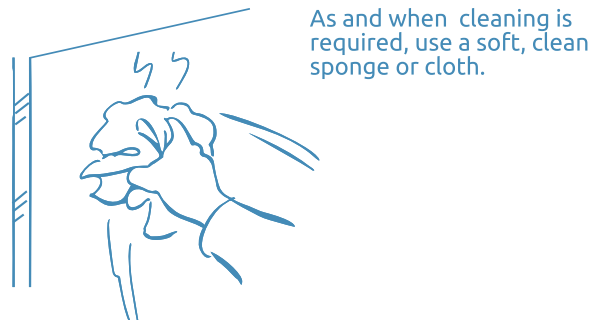
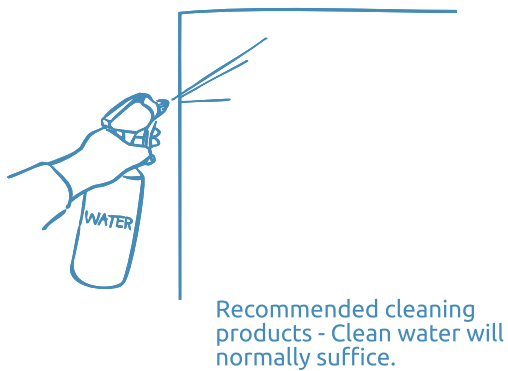
All the cleaning equipment must be kept clean. This is to prevent any dirt or abrasive particles transferring from the equipment back onto the glass which may scratch or damage the coating.

Recommended cleaning products:

- Clean water will normally suffice.
- Standard, mild glass-cleaning products can also be used.

Recommended cleaning equipment:

- A soft, clean lint-free cloth or chamois leather.
- A clean, soft non-abrasive sponge.
- A clean, non-metal window squeegee.



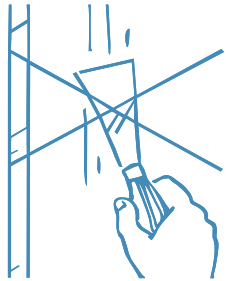
ANTI-FOG GLASS

2020
Version No 1


IMPORTANT

- AVOID CONTACT WITH ALL SHARP OR ABRASIVE OBJECTS INCLUDING JEWELLERY, BUCKLES, TAPE MEASURES, RAZOR BLADES, STANLEY KNIVES, SCOURING PADS, STEEL WOOL, SANDPAPER ETC.
- DO NOT USE ANY GLASS TREATMENT PRODUCTS CONTAINING ABRASIVE PARTICLES.

- DO NOT USE ANY COMMERCIAL CLEANING PRODUCTS WHICH ARE INTENDED SPECIFICALLY FOR CLEANING ELEMENTS OTHER THAN LASS.
- DO NOT USE AGGRESSIVE, STRONGLY ACID OR ALKALINE CHEMICAL PRODUCTS: SODA, BLEACH, WASHING POWDER, WHITE SPIRIT ETC.
- NEVER ATTEMPT TO CLEAN OFF A SPECIFIC MARK ON THE SURFACE OF ANTI-FOG GLASS WITHOUT APPLYING WATER FIRST.



Avoid all contact between the glass and metal or abrasive objects.



Avoid all use of aggressive or chemical compounds and abrasive equipment/tools.

ANTI-FOG GLASS

2020
Version No 1



IMPORTANT!

- PLEASE RETAIN THESE INSTRUCTIONS FOR FUTURE REFERENCE.
- THESE INSTRUCTIONS MUST BE MADE KNOWN TO ANYONE COMING INTO CONTACT ANTI-FOG GLASS. (YOUR WINDOW CLEANER AND ECT.)

Windows built
with care